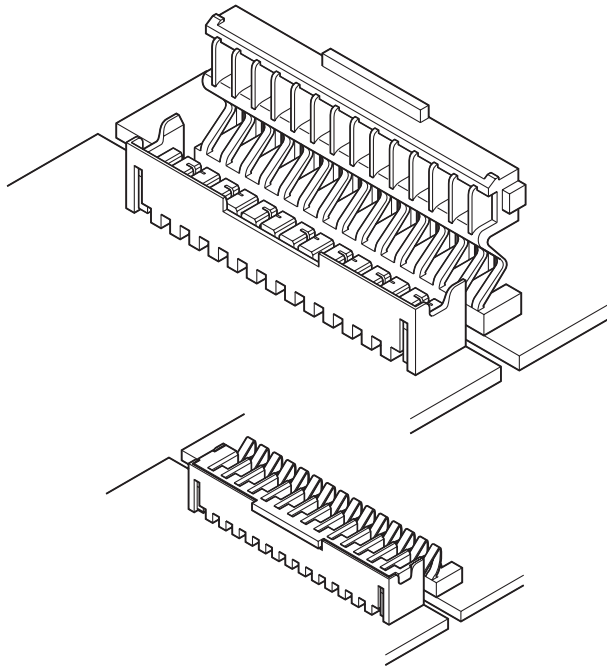


# FJ CONNECTOR

2.0mm pitch/Board-to-board connectors



**The FJ board-to-board connector absorbs lateral and longitudinal alignment errors thanks to an innovative new design that provides flexible connection between closely spaced circuit boards. Added advantages are simplified and less stringent packaging specifications for board-to-board connections and a higher quality end product.**

- Flexible connection absorbs circuit board misalignment
- Provides a low profile mount and allows connection after mounting
- Assures a reliable connection

## Specifications

- Current rating: 1.0 A AC, DC
- Voltage rating: 50 V AC, DC
- Temperature range: -25°C to +85°C  
(including temperature rise in applying electrical current)
- Contact resistance: Initial value/ 40 mΩ max.  
After environmental tests/ 80 mΩ max.
- Insulation resistance: 500 MΩ min.
- Withstanding voltage: 500 VAC/minute
- Applicable PC board thickness: 1.6 mm

\* Refer to "General Instruction and Notice when using Terminals and Connectors" at the end of this catalog.

\* Contact JST for details.

\* Compliant with RoHS.

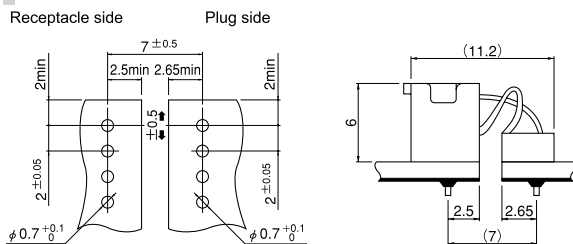
## Standards

Recognized E60389

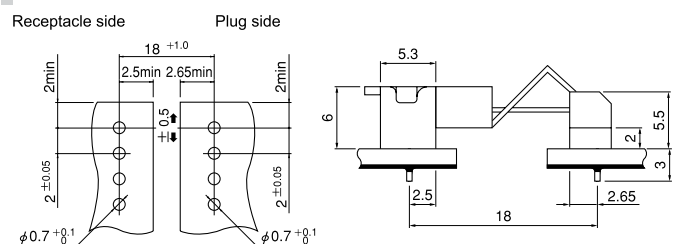
Certified LR20812

## PC board layout (viewed from component side) and Assembly layout

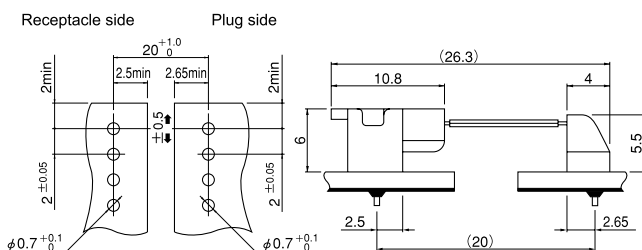
### Short type



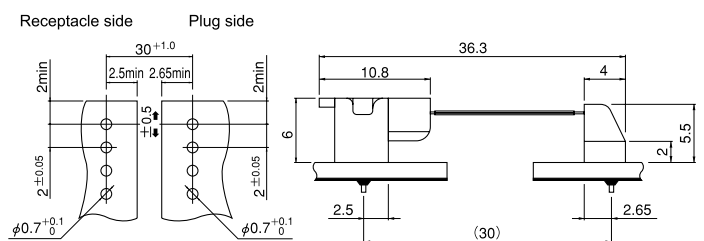
### FJ-V type



### FJ-L type



### FJ-K type

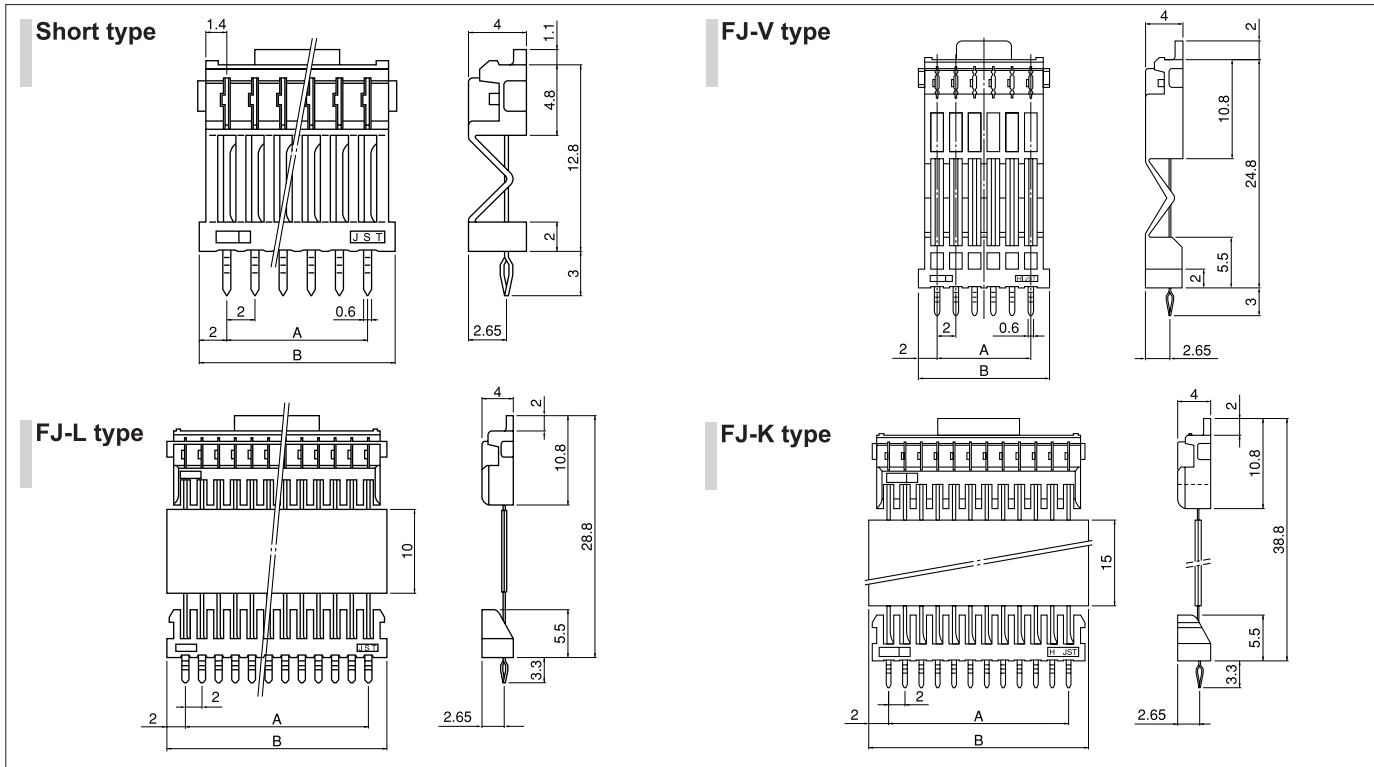


Note: 1. Tolerances are non-cumulative: ±0.05 mm for all centers.

2. Hole dimensions differ according to the type of PC board and piercing method. The dimensions above should serve as a guideline. Contact JST for details.

# FJ CONNECTOR

## Plug



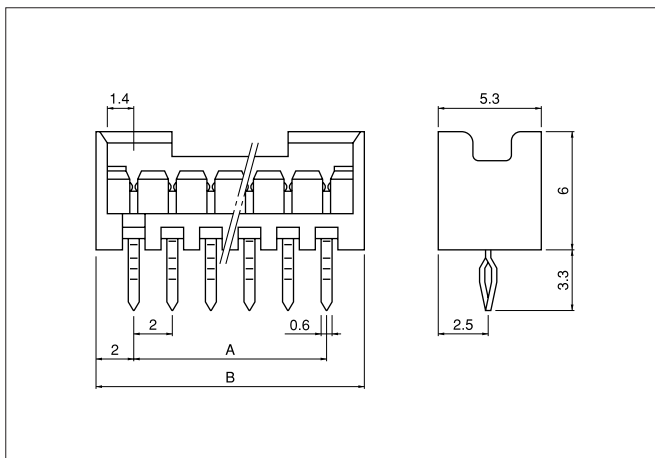
Circuits	Model No.				Dimensions (mm)		Q'ty/box			
	Short type	FJ-V type	FJ-L type	FJ-K type	A	B	Short type	FJ-V type	FJ-L type	FJ-K type
4	<b>04P-FJ</b>	—	—	—	6.0	10.0	500	—	—	—
5	—	—	<b>05PL-FJ</b>	<b>05PK-FJ</b>	8.0	12.0	—	—	250	150
6	<b>06P-FJ</b>	—	<b>06PL-FJ</b>	<b>06PK-FJ</b>	10.0	14.0	250	—	200	150
7	<b>07P-FJ</b>	—	<b>07PL-FJ</b>	—	12.0	16.0	250	—	200	—
8	<b>08P-FJ</b>	—	<b>08PL-FJ</b>	<b>08PK-FJ</b>	14.0	18.0	200	—	200	100
9	<b>09P-FJ</b>	—	—	—	16.0	20.0	200	—	—	—
10	<b>10P-FJ</b>	—	<b>10PL-FJ</b>	<b>10PK-FJ</b>	18.0	22.0	200	—	100	100
11	<b>11P-FJ</b>	—	—	—	20.0	24.0	200	—	—	—
12	<b>12P-FJ</b>	—	<b>12PL-FJ</b>	<b>12PK-FJ</b>	22.0	26.0	100	—	100	50
14	<b>14P-FJ</b>	—	<b>14PL-FJ</b>	<b>14PK-FJ</b>	26.0	30.0	100	—	100	50
15	—	<b>15PV-FJ</b>	—	—	28.0	32.0	—	168	—	—

### Material and Finish

Contact: Phosphor bronze, tin-plated (reflow treatment)  
Housing: PA 66, UL94V-0, white  
Insulation tape: Acetate, UL510FR (FJ-L type)  
Polyester, UL94V-0 (FJ-K type)

### RoHS compliance

## Receptacle



Circuits	Model No.	Dimensions (mm)		Q'ty/box
		A	B	
4	<b>04R-FJ</b>	6.0	10.0	500
5	<b>05R-FJ</b>	8.0	12.0	500
6	<b>06R-FJ</b>	10.0	14.0	500
7	<b>07R-FJ</b>	12.0	16.0	500
8	<b>08R-FJ</b>	14.0	18.0	250
9	<b>09R-FJ</b>	16.0	20.0	250
10	<b>10R-FJ</b>	18.0	22.0	250
11	<b>11R-FJ</b>	20.0	24.0	250
12	<b>12R-FJ</b>	22.0	26.0	200
14	<b>14R-FJ</b>	26.0	30.0	200
15	<b>15R-FJ</b>	28.0	32.0	200

### Material and Finish

Contact: Phosphor bronze, copper-undercoated, tin-plated (reflow treatment)  
Housing: PA 66, UL94V-0, white

**RoHS compliance** This product displays (LF)(SN) on a label.